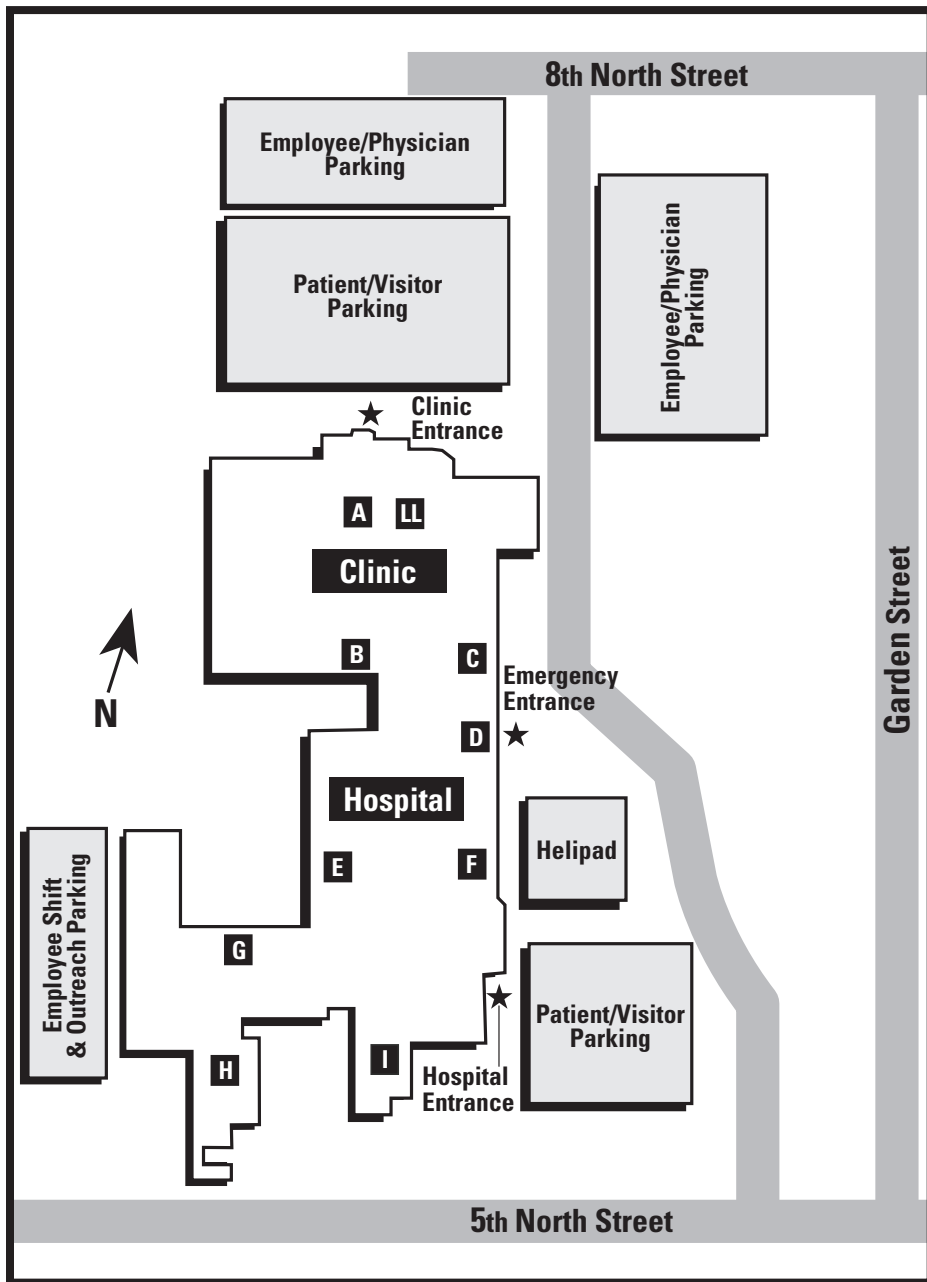


Welcome to New Ulm Medical Center



- | | | | |
|-----------|---|----------|---|
| LL | Physical Medicine
Cardiac Rehab
Fitness Center
Medication Clinic | G | 1G Same Day Surgery/Same Day
Surgery Waiting Room
2G Patient Rooms
3G Cafeteria
4G IP Behavioral Health |
| A | 1A Clinic/Clinic Registration | H | 3H Auditorium |
| B | 1B Lab | I | 1I Hospital Lobby/
Information Desk
3I Employee Services
4I IP Behavioral Health |
| C | 1C Chemotherapy | | |
| D | 1D Emergency | | |
| E | 1E Surgery
2E Patient Rooms
3E Administration & Foundation
4E IP Behavioral Health | | |
| F | 1F Radiology
2F Patient Rooms
3F Renal Dialysis
4F IP Behavioral Health | | |

★	Entrance
LL	Lower Level
1A, 1B, 1C, 1D, 1E, 1F, 1G, 1I	First Floor
2E, 2F, 2G	Second Floor
3E, 3F, 3G, 3H, 3I	Third Floor
4E, 4F, 4G, 4I	Fourth Floor



**NEW ULM
MEDICAL
CENTER**

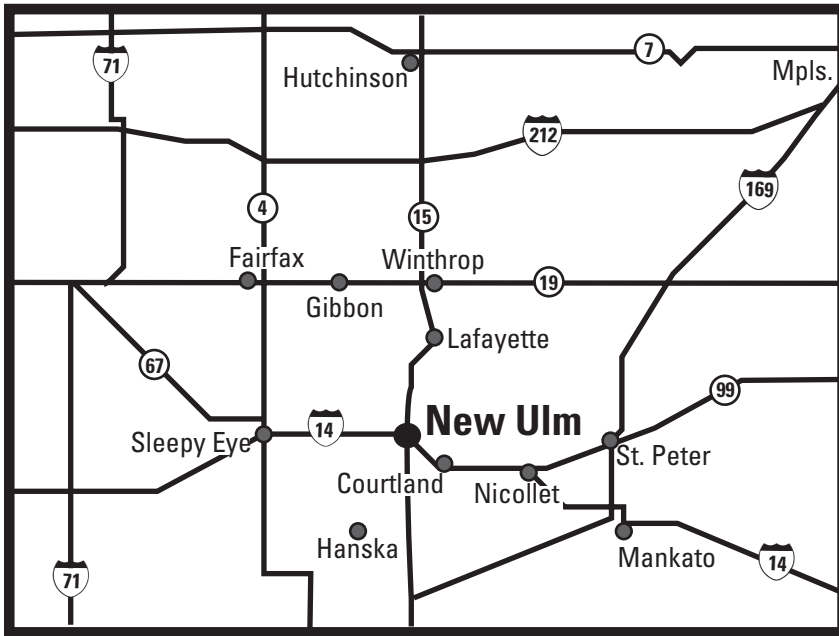
Allina Hospitals & Clinics

1324 Fifth North Street
P.O. Box 577
New Ulm, MN 56073
507-233-1000

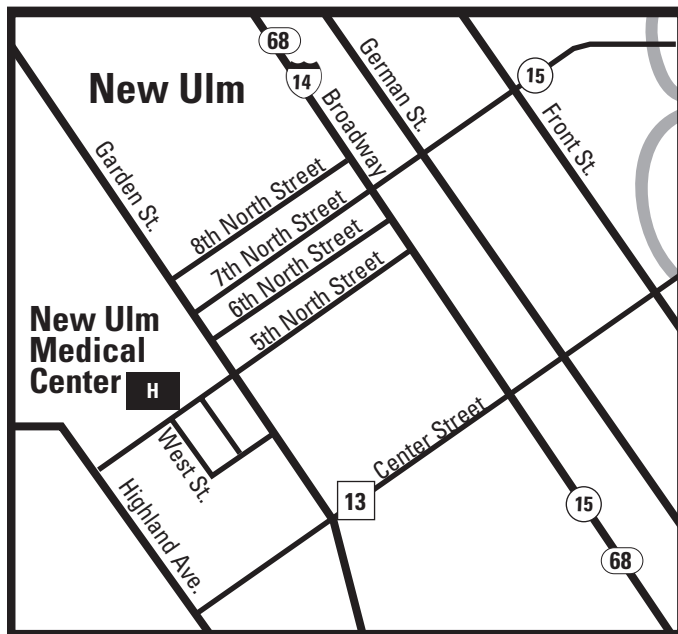
www.newulmmedicalcenter.com

Getting to New Ulm Medical Center

Regional Map



Neighborhood Map



Directions to New Ulm Medical Center

New Ulm is 90 miles southwest of the Twin Cities.

From the East

- Take Hwy. 14 west to Hwy. 15.
- Turn left onto Hwy. 15.
- Take Hwy. 15 into New Ulm until the first stoplight at Broadway.
- Take left onto Broadway, travel for 2 blocks.
- Take right onto 5th North, travel for 5 blocks, New Ulm Medical Center campus on your right.

From the West

- Take Hwy. 14 east into New Ulm.
- Hwy. 14 will turn into Broadway.
- Take right onto 5th North, travel for 5 blocks, New Ulm Medical Center campus on your right.

From the South

- Take Hwy. 15 north into New Ulm.
- Hwy. 15 will turn into Broadway.
- Take a left onto 5th North, travel for 5 blocks, New Ulm Medical Center campus on your right.

From the North

- Take Hwy. 15 south into New Ulm.
- At the first stoplight at Broadway, take left onto Broadway, travel for 2 blocks.
- Take right onto 5th North, travel for 5 blocks, New Ulm Medical Center campus on your right.

From the Twin Cities

- Take Hwy. 169 south to St. Peter.
- Turn right onto Hwy. 99.
- Take Hwy. 99 until it meets Hwy. 14 in Nicolle.
- Turn right onto Hwy. 14 west to New Ulm.
- Turn left onto Hwy. 15 south.
- Take Hwy. 15 into New Ulm until the first stoplight at Broadway.
- Take left onto Broadway, travel for 2 blocks.
- Take right onto 5th North, travel for 5 blocks, New Ulm Medical Center campus on your right.